

S0040-4039(96)00603-X

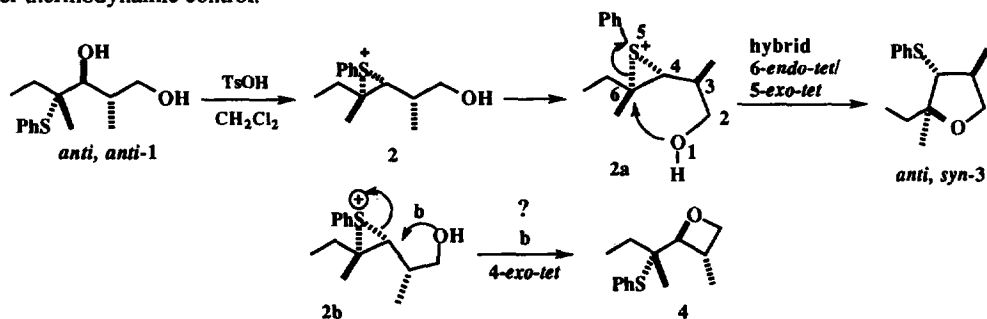
Kinetic and Thermodynamic Control in the Stereospecific Synthesis of Cyclic Ethers via Phenylsulfanyl (PhS) Migration

Jason Eames and Stuart Warren*

University Chemical Laboratory, Lensfield Road, Cambridge, CB2 1EW, England

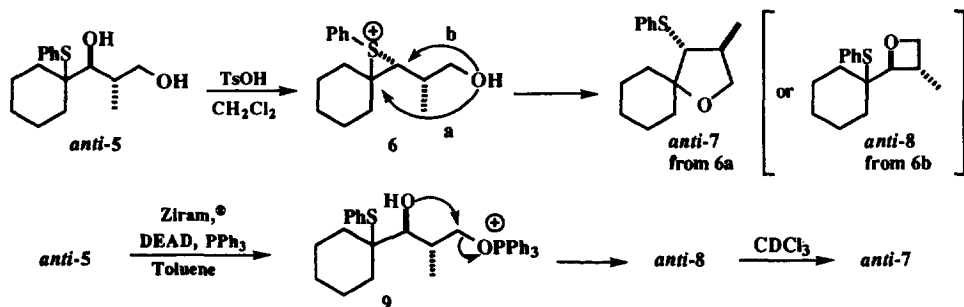
Abstract: The factors controlling the stereospecific cyclisation of 1,3-diols with PhS migration to give THFs rather than oxetanes are reassessed in the light of evidence that these reactions are under thermodynamic control. Rearrangement of cyclic sulfites gives the nearest approach to kinetic control.
 Copyright © 1996 Elsevier Science Ltd

Rearrangement¹ of optically active 1,3-diols such as **1** leads stereospecifically by phenylsulfanyl (PhS) migration in acid solution (TsOH/CH₂Cl₂) to tetrahydrofurans (THFs) **3**. In such reactions we have always observed² attack by the primary hydroxyl group at the more substituted end of the episulfonium ion in the intermediate **2** in spite of the partial *endo* nature (by Baldwin's rules) of this mode of attack. There is no doubt that the attack is concerted as inversion is observed¹ at the migration origin (C-6 in **2a**). The alternative unrearranged oxetanes such as **4** are never formed. We have suggested that a loose S_N2 transition state could be responsible and have outlined stereoelectronic factors (Baldwin's rules, Thorpe-Ingold effect, stereochemistry in the product) which help to predict which product will be formed in competitive cyclisations,³ but which are all fundamentally kinetic. We now offer evidence that these reactions are in fact under thermodynamic control.

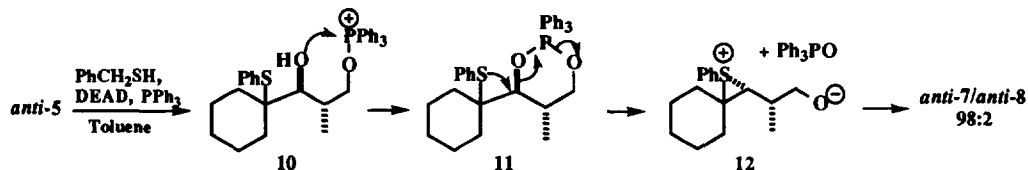


This evidence arises from two sources. We have been able to make the alternative products of cyclisation, the oxetanes such as **4**, which would result from a 4-*exo-tet* cyclisation **2b** and we have discovered a reaction - the thermal decomposition of cyclic sulfites - which allows the original rearrangement to occur *in the absence of acid*. No equilibration can occur between the oxetane and the THF in the absence of acid.

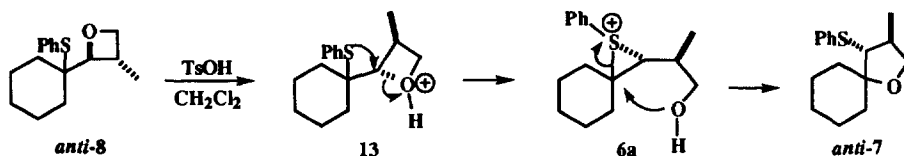
We have shown² that rearrangement of diol *anti-5* in TsOH/CH₂Cl₂ gives the THF *anti-7* in quantitative yield, by the hybrid 6-*endo-tet*/5-*exo-tet* cyclisation^{2,4} **6a** of the episulfonium ion **6**. The alternative cyclisation (4-*exo-tet*) **6b** would give the oxetane *anti-8* which we had never observed. In an attempt to convert the primary alcohol to a thiol,⁵ we reacted the diol *anti-5* with Ziram® (zinc dimethyldithiocarbamate; Fluka 96480) under Mitsunobu conditions⁶ and obtained to our surprise, this very oxetane *anti-8*. The stereochemistry of the oxetane is the same whether it is formed via the episulfonium ion **6** (two inversions) or from the Mitsunobu intermediate **9** (no change in stereochemistry).



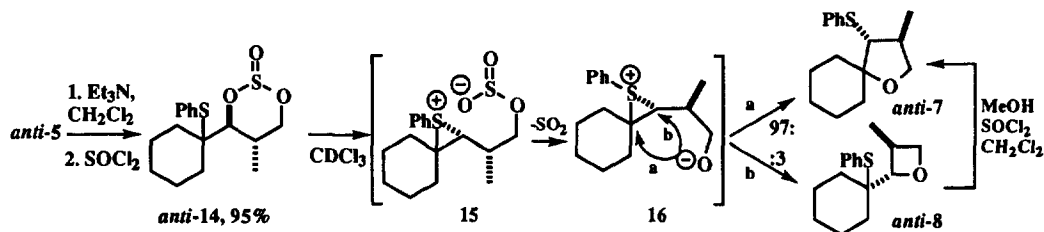
The role of Ziram[®] in the oxetane formation is not obvious. Repeating the reaction with PhCH₂SH, instead of Ziram[®] as the potential nucleophile, gave predominantly THF *anti-7* and only a trace of the oxetane *anti-8* (ratio 98:2), via the phosphorane **11** which was detected by ³¹P NMR ($\delta_{\text{P}} -55$ ppm; reference 85% H₃PO₄) and evidently decomposes by a [1,2] PhS Shift. Ziram[®] presumably inhibits the formation of this phosphorane **11** and thus promotes the 4-*exo-tet* cyclisation (e.g. **9**) to form the oxetane *anti-8*.



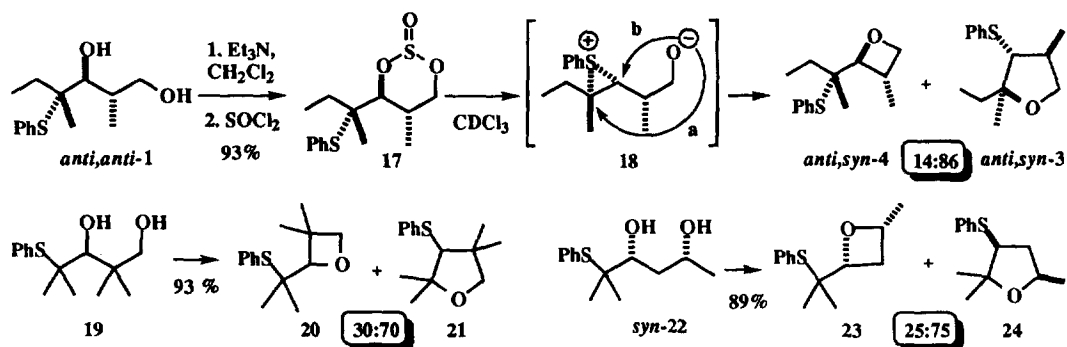
With the oxetane *anti-8* available from the Ziram[®] reaction we were immediately able to demonstrate why we had never detected oxetanes as products of the acid-catalysed rearrangement of **5**. Under the conditions of the rearrangement (TsOH/CH₂Cl₂) the oxetane *anti-8* rearranged rapidly and completely (100% yield) to the THF *anti-7* presumably by reversion to the same episulfonium ion **6**.



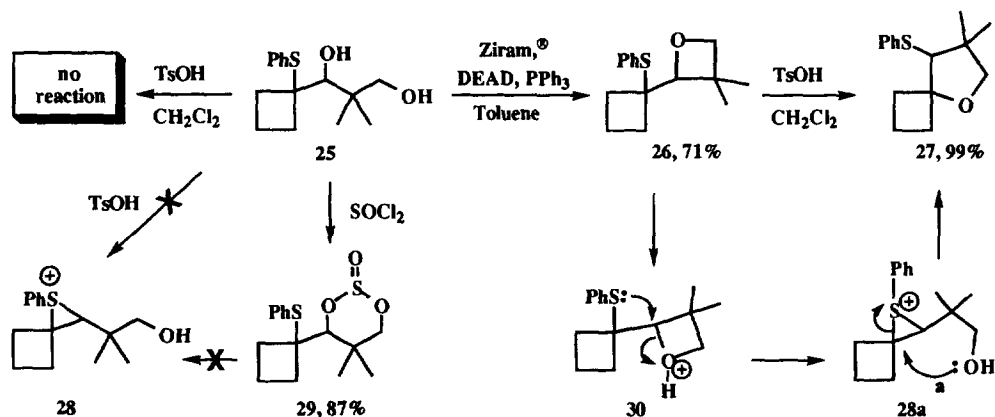
Even in CDCl₃ in an NMR tube the oxetane **8** was unstable and decomposed ($t_{1/2}=2$ days) without added acid to the same THF *anti-7*. It was clear that the THF must be the thermodynamic product of the acid-catalysed rearrangement, but the question remained whether the oxetane *anti-8* or the THF *anti-7* was the kinetic product. This question could be studied only by carrying out the rearrangement in the absence of acid to prevent conversion of oxetane to THF. This we were finally able to do⁷ by treating the diol *anti-5* with base (two equivalents of Et₃N) followed by SOCl₂ which gave the cyclic sulfite⁸ *anti-14* in 95% yield.



The cyclic sulfite⁸ *anti*-14 decomposed to give SO₂ and a 97:3 ratio of THF *anti*-7 and oxetane *anti*-8. In CDCl₃ in an NMR tube, without isolation of the sulfite, the reaction mixture gave a 80:20 ratio of THF *anti*-7 and oxetane *anti*-8. No equilibration occurred under either conditions but addition of a trace of HCl (provided by adding methanol to a CH₂Cl₂ solution of SOCl₂) converted the product entirely to THF *anti*-7. These are the products from the cyclisation of the alkoxide ion (instead of the alcohol in the rearrangement of *anti*-5 in acid) onto the episulfonium ion 16. We suggest that the 80:20 ratio represents the kinetic products from the cyclisation of 18 and is a good model for the distribution of kinetic products from the cyclisation of the 1,3-diol *anti*-5. Of course, the ratio from 5 need not be the same as the ratio from 17, but it is a good model because no equilibration occurs under these basic conditions.



Acid-catalysed rearrangement of the 1,3-diols *anti,anti*-1, 19, and *syn*-22 gave the THFs *anti,syn*-3, 21 and *syn*-24 as expected. Each diol was converted into the cyclic sulfite, e.g. 17, and allowed to rearrange in CDCl₃ solution. The cyclic sulfite from 19 could not be isolated and the cyclisation products were formed directly in 93% yield. Similar amounts of the oxetanes *anti,syn*-4, 20, and 23 were formed in these series: the THF:oxetane ratios were 86:14, 70:30, and 75:25. The mixtures were again converted into pure THFs with MeOH/SOCl₂/CH₂Cl₂. Again we suggest that these ratios approximate to the kinetic ratios for cyclisation of the diols in acid solution.



Perhaps the most extraordinary result we report is the behaviour of the cyclobutane 25. This diol did not rearrange in acid solution to give the THF 27, or any other product, while the cyclic sulfite 29, formed in excellent yield without the normally essential addition of base, was stable and did not rearrange to either the

oxetane **26** nor the THF **27**. Without the cyclobutane ring, with other ring sizes or in open chain compounds, the [1,2]-PhS shift is outstandingly rapid and efficient. Evidently the spiro[2.3]hexane transition states leading to the episulfonium ion **28** is too strained. However, the oxetane **26**, formed by the usual Ziram® route, did rearrange to the THF **27** in quantitative yield. The transition state for the closure of **30** to the episulfonium ion **28** is doubly spirocyclic and looks even more strained but the high energy of the oxetane **26** must compensate for this. We have shown that the cyclobutane ring in **25** also suppresses the [1,4]-PhS shift.^{9,10}

In conclusion, we have shown that:

- 1) The rearranged THFs from the hybrid 6-*endo*/5-*exo-tet* cyclisation, step a in **2**, **6**, **16** and **18**, disfavoured by Baldwin's rules, are the thermodynamic products of the acid-catalysed cyclisation.
- 2) The pure 4-*exo-tet* cyclisation to give oxetanes, favoured by Baldwin's rules, step b in **2**, **6**, **16** and **18**, is responsible for 20–30% of the kinetic product. The rest - by far the majority - is the THF.
- 3) The oxetanes from the pure *exo* cyclisation equilibrate rapidly to the rearranged THFs under the conditions (TsOH/CH₂Cl₂) of the acid catalysed cyclisation.
- 4) During the equilibration of the *oxetanes* to the THFs, the original episulfonium ion is re-formed and the mechanism of formation of the thermodynamic product must be the disfavoured hybrid *exo/endo* cyclisation.

The nearest analogy for these results is the formation of β- and γ-lactones during halolactonisation¹¹⁻¹³ and sulfenyl-lactonisation¹⁴ of β,γ-unsaturated acids. The β-lactone is the kinetic product, formed by a 4-*exo-tet* cyclisation⁴ onto a halonium or episulfonium ion, but is unstable even in basic solution, unlike our oxetanes, as carboxylate is so much better a leaving group than alkoxide, and the β-lactones rearrange to the γ-lactones on standing.

Acknowledgements: We thank EPSRC and Zeneca Process Technology Department, Grangemouth for a CASE award (to J. E.) and Peter Grice (for 500 MHz NOESY spectra).

References and Notes

1. Chibale, K.; Warren, S. *Tetrahedron Lett.*, **1991**, *32*, 6645-6649.
2. Aggarwal, V. K.; Coldham, I.; McIntyre, S.; Warren, S. *J. Chem. Soc., Perkin Trans. 1*, **1991**, 451-460.
3. Sansbury, F. H.; Warren, S. *Tetrahedron Lett.*, **1992**, *33*, 539-543, and references therein.
4. Baldwin, J. E. *J. Chem. Soc., Chem. Commun.*, **1976**, 734-736.
5. Eames, J.; Jones, R. V. H.; Warren, S. *Tetrahedron Lett.*, **1996**, *37*, 707-710.
6. Rollin, P. *Tetrahedron Lett.*, **1986**, *27*, 4169-4172; *Synth. Commun.*, **1986**, *16*, 611-616.
7. Bird, P. M.; Eames, J.; Fallis, A. G.; Jones, R. V. H.; Roddis, M.; Sturino, C.; O'Sullivan, S.; Warren, S.; Westwell M. S.; Worrall, J. *Tetrahedron Lett.*, **1995**, *36*, 1909-1912.
8. The cyclic sulfites are formed as single diastereoisomers (at sulfur) of unknown stereochemistry.
9. Djakovitch, L.; Eames, J.; Jones, R. V. H.; McIntyre, S.; Warren, S. *Tetrahedron Lett.*, **1995**, *36*, 1723-1726.
10. Eames, J.; de las Heras, M. A.; Jones, R. V. H.; Warren, S. *Tetrahedron Lett.*, **1996**, *37*, 1117-1120.
11. Barnett, W. E.; Sohn, W. H. *J. Chem. Soc., Chem. Commun.*, **1972**, 472.
12. Cambie, R. C.; Hayward, R. C.; Roberts, J. L.; Rutledge, P. S. *J. Chem. Soc., Perkin Trans. 1*, **1974**, 1864-1867.
13. Dowe, M. D.; Davies, D. I. *Chem. Soc. Revs.*, **1979**, *8*, 171-197.
14. Nicolaou, K. C.; Seitz, S. P.; Sipio, W. J.; Blount, J. F. *J. Am. Chem. Soc.*, **1979**, *101*, 3884-3893.

(Received in UK 13 February 1996; revised 26 March 1996; accepted 29 March 1996)